



## City and County of Swansea

### Notice of Meeting

You are invited to attend a Meeting of the

## Education & Skills Policy Development Committee

**At:** Committee Room 5 - Guildhall, Swansea

**On:** Wednesday, 11 July 2018

**Time:** 4.00 pm

**Chair:** Councillor Robert Smith

**Membership:**

Councillors: S E Crouch, J P Curtice, M Durke, F M Gordon, L R Jones, M A Langstone, S Pritchard, K M Roberts and D W W Thomas

---

### Agenda

### Page No.

- |          |   |               |
|----------|---|---------------|
| <b>1</b> | <b>Apologies for Absence.</b>   |               |
| <b>2</b> | <b>Disclosures of Personal and Prejudicial Interests.</b><br><a href="http://www.swansea.gov.uk/disclosureofinterests">www.swansea.gov.uk/disclosureofinterests</a> |               |
| <b>3</b> | <b>Minutes.</b><br>To approve and sign the Minutes of the previous meeting(s) as a correct record.  | <b>1 - 2</b>  |
| <b>4</b> | <b>Data Trends in relation to Free School Meals.</b>  | <b>3 - 8</b>  |
| <b>5</b> | <b>Background Information on Estyn Inspections, Welsh Government Guidance, and difference between Pupil Development Grant and Pupil Premium. (Presentation)</b>     |               |
| <b>6</b> | <b>Workplan 2017/2018.</b>  | <b>9 - 10</b> |

**Next Meeting:** Wednesday, 8 August 2018 at 4.00 pm

A handwritten signature in cursive script that reads 'Huw Evans'.

**Huw Evans**  
**Head of Democratic Services**  
**Wednesday, 4 July 2018**

---

**Contact: Democratic Services - 636923**



City and County of Swansea

## Minutes of the Education & Skills Policy Development Committee

Committee Room 5 - Guildhall, Swansea

Wednesday, 13 June 2018 at 4.00 pm

**Present:** Councillor R V Smith (Chair) Presided

**Councillor(s)**

J P Curtice  
S Pritchard

**Councillor(s)**

M Durke  
K M Roberts

**Councillor(s)**

M A Langstone  
D W W Thomas

**Officer(s)**

Gareth Borsden

Helen Morgan - Rees

Nick Williams

Stephanie Williams

Democratic Services Officer

Head of Education Achievement & Partnership

Chief Education Officer

Principal Lawyer

**Apologies for Absence**

Councillor(s): L R Jones

---

**5 Disclosures of Personal and Prejudicial Interests.**

In accordance with the Code of Conduct adopted by the City and County of Swansea, no interests were declared.

**6 Minutes.**

**Resolved** that the Minutes of the Education & Skills Policy Development & Delivery Committees held on 9 and 23 May 2018, and the Education & Skills Policy Development Committee held on 24 May 2018 be agreed as correct records.

**7 Workplan 2018/2019. (Discussion)**

The Chair referred to the discussions held at the meeting held on 9 May, which had identified potential areas for review by the Committee during the new municipal year.

He outlined that the Committees first topic could be to examine the issues around Pupil Development Grant (PDG), and its link to the gap in achievement of free schools meals children and those not on free school meals, identify areas of good practice and sharing of this with other schools.

Nick Williams spoke further to the comments of the Chair and outlined the following areas which can be looked at by the Committee:

- Data trends in relation to free school meal (FSM) performance in Swansea and nationally.
- Welsh Government Guidance on PDG.
- Role of ERW/ local authority in monitoring use and promoting good practice in use of the PDG.
- Good practice in Swansea schools – views of learners and headteachers.
- The role of the Education Endowment Trust and other third party organisations in promoting good practice.
- Effective use of the Pupil Premium (PP) in England and in particular in Lambeth Council.
- Emerging findings and ways forward.

He and Helen Morgan-Rees outlined the current structure for sharing good practice and ideas, the partnership working arrangements in place and outlined the excellent Estyn report on Hafod primary, which is cited on their website as an excellent example of good practice, she also referred to the positive impact of the school challenge grant monies at Pentrehafod Comprehensive.

Discussions took place around the support given to individual pupils and the need to maybe alter the focus to support the higher achievers, the research available from Welsh Government (Wizard report), the need to develop contacts and seek examples of good practice from across the United Kingdom, the impact of the targeting and use of the PDG on exam age pupils.

The Chair suggested that following topics for the Committee to discuss over the next few months:

July – Data Trends in relation to FSM, Background information on Estyn Inspections, Welsh Government Guidance, and difference between PDG and PP

August – ERW & Local Authority overview.

September – Education Endowment Trust.

Autumn – Engagement with schools & learners.

**Resolved** that the above schedule be agreed.

The meeting ended at 4.21 pm

**Chair**

## Results for pupil groups 2013 to 2017

### Foundation Phase Indicator

Group	Level	2013	2014	2015	2016	2017	Average
All	O5+	80.1	84.0	86.2	85.0	85.5	<b>84.2</b>
Boys	O5+	75.2	79.3	82.7	81.0	81.5	<b>79.9</b>
Girls	O5+	85.4	88.8	89.7	89.4	89.9	<b>88.6</b>
Gender gap	O5+	-10.3	-9.5	-7.0	-8.4	-8.4	<b>-8.7</b>
FSM	O5+	65.1	72.3	74.2	73.0	70.7	<b>71.1</b>
Non-FSM	O5+	84.3	87.0	89.4	88.4	89.4	<b>87.7</b>
FSM gap	O5+	-19.2	-14.7	-15.2	-15.4	-18.7	<b>-16.6</b>
SA+	O5+	46.9	53.2	59.1	59.4	55.0	<b>54.7</b>
Attendance		93.0	94.4	94.9	94.9	95.0	<b>94.4</b>

Page 3

### Core Subject Indicator Key Stage 2

Group	Level	2013	2014	2015	2016	2017	Average
All	L4+	84.3	87.3	89.2	88.2	89.5	<b>87.7</b>
Boys	L4+	80.2	83.9	86.4	85.7	87.6	<b>84.8</b>
Girls	L4+	88.4	91.0	92.4	90.8	91.6	<b>90.8</b>
Gender gap	L4+	-8.2	-7.1	-6.0	-5.1	-4.0	<b>-6.1</b>
FSM	L4+	70.0	72.0	76.6	75.8	76.3	<b>74.1</b>
Non-FSM	L4+	88.2	90.9	92.2	91.3	92.5	<b>91.0</b>
FSM gap	L4+	-18.2	-18.9	-15.6	-15.5	-16.2	<b>-16.9</b>
SA+	L4+	53.3	67.2	66.2	62.7	65.6	<b>63.0</b>
Attendance		93.0	94.4	94.9	94.9	95.0	<b>94.4</b>

### Core Subject Indicator Key Stage 3

Group	Level	2013	2014	2015	2016	2017	Average
All	L5+	76.4	80.6	83.2	86.3	88.2	<b>82.9</b>
Boys	L5+	71.7	77.8	79.9	83.3	84.1	<b>79.4</b>
Girls	L5+	81.7	83.6	86.5	89.4	92.6	<b>86.8</b>
Gender gap	L5+	-10.0	-5.8	-6.6	-6.1	-8.5	<b>-7.4</b>
FSM	L5+	52.6	59.5	67.6	69.6	73.2	<b>64.5</b>
Non-FSM	L5+	83.0	85.3	87.1	90.2	91.5	<b>87.4</b>
FSM gap	L5+	-30.4	-25.8	-19.5	-20.6	-18.3	<b>-22.9</b>
SA+	L5+	37.4	49.0	59.1	54.5	65.4	<b>53.1</b>
Attendance		92.3	93.3	94.0	94.3	94.3	<b>93.6</b>

### Level Two Inclusive Key Stage 4

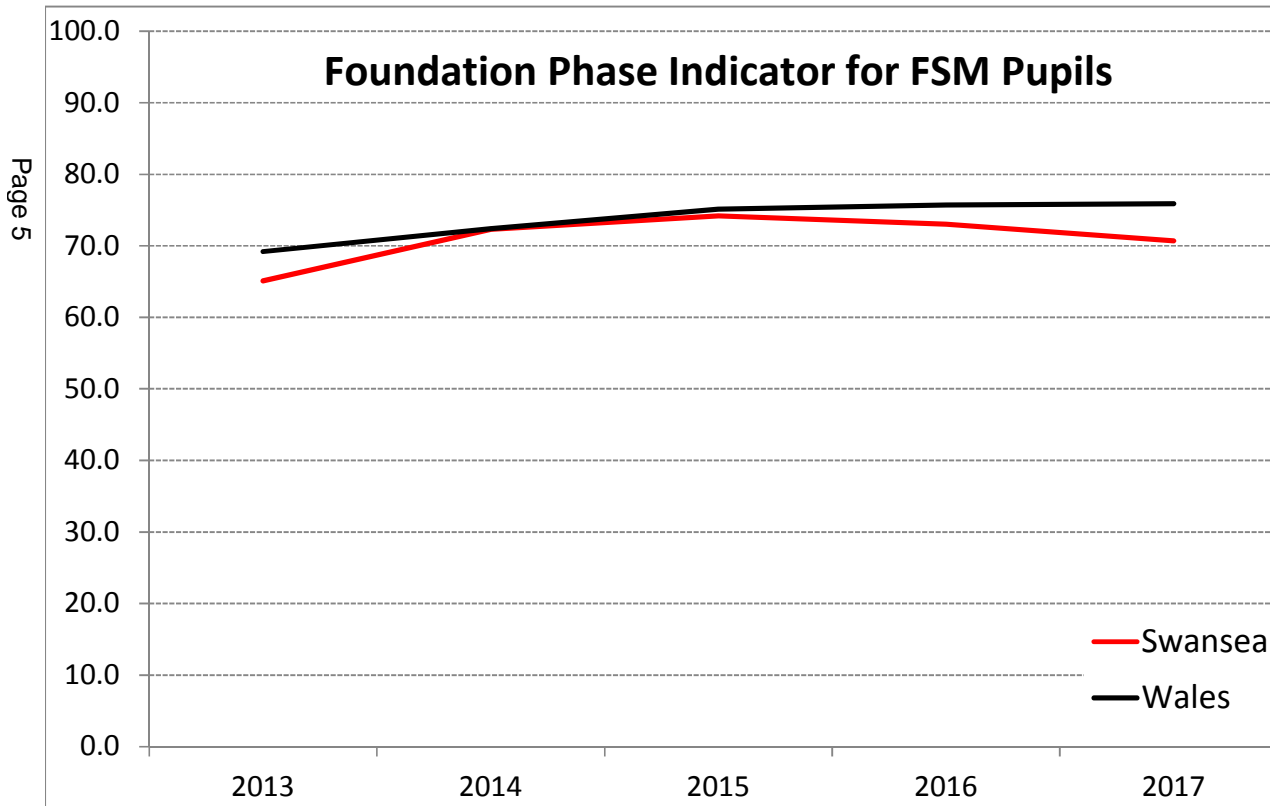
Group	Level	2013	2014	2015	2016	2017	Average
All	L2i	55.0	59.1	62.3	66.3	57.7	<b>60.1</b>
Boys	L2i	50.1	54.0	59.0	62.3	54.9	<b>56.1</b>
Girls	L2i	60.4	64.5	65.7	70.6	60.6	<b>64.4</b>
Gender gap	L2i	-10.3	-10.5	-6.7	-8.3	-5.7	<b>-8.3</b>
FSM	L2i	27.7	27.2	37.7	39.1	30.8	<b>32.5</b>
Non-FSM	L2i	62.6	66.7	69.5	71.4	63.8	<b>66.8</b>
FSM gap	L2i	-34.9	-39.5	-31.8	-32.3	-33.0	<b>-34.3</b>
SA+	L2i	19.8	22.6	32.5	43.7	21.0	<b>27.9</b>
All	5 A*-A incl		10.3	12.1	14.8	12.7	<b>12.5</b>
Attendance		92.3	93.3	94.0	94.3	94.3	<b>93.6</b>

Note - KS4 results are for pupils in schools only (EOTAS not included).

# Results for FSM pupils 2013 to 2017

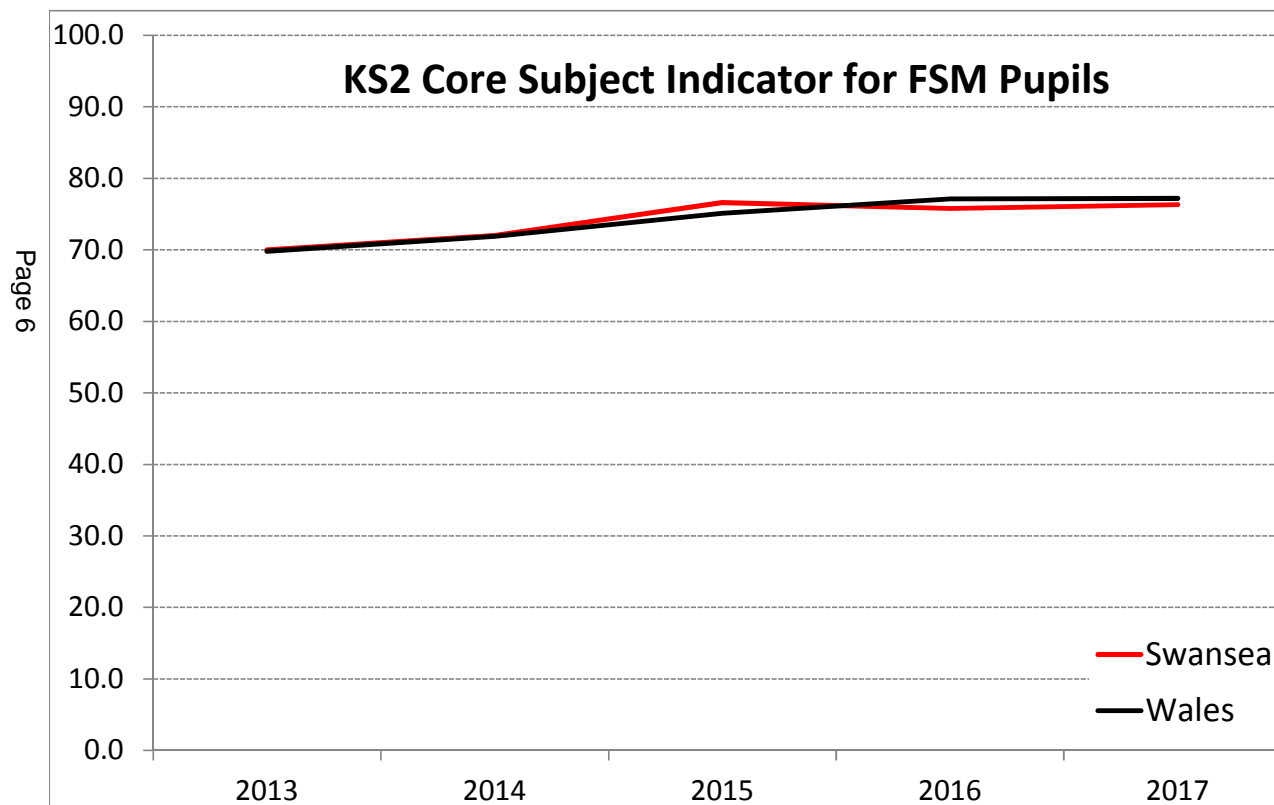
## Foundation Phase Indicator

Group	Level	2013	2014	2015	2016	2017	Average
FSM	Swansea	65.1	72.3	74.2	73.0	70.7	71.1
Non-FSM	Swansea	84.3	87.0	89.4	88.4	89.4	87.7
FSM gap	Swansea	-19.2	-14.7	-15.2	-15.4	-18.7	-16.6
FSM	Wales	69.2	72.4	75.1	75.7	75.9	73.7
Non-FSM	Wales	86.9	88.6	90.0	90.0	90.1	89.1
FSM gap	Wales	-17.7	-16.2	-14.9	-14.3	-14.2	-15.5



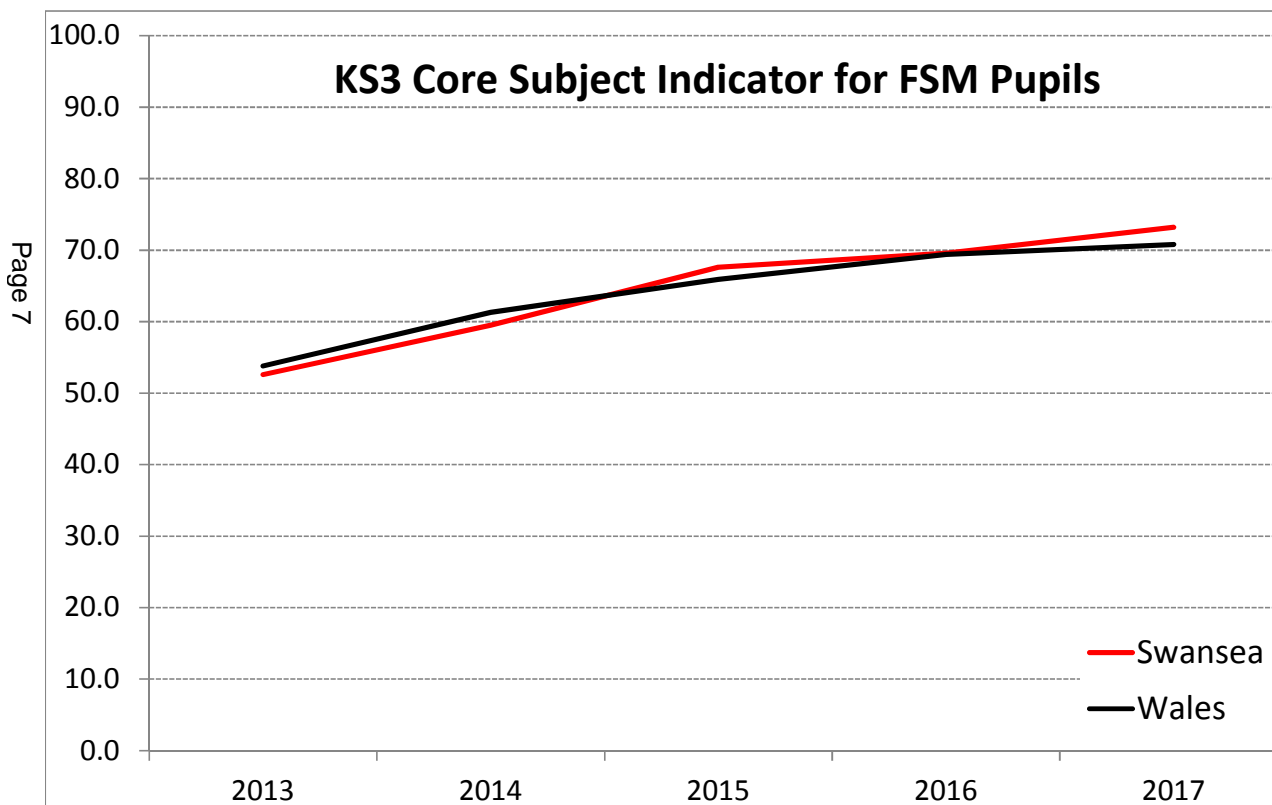
## Core Subject Indicator Key Stage 2

Group	Level	2013	2014	2015	2016	2017	Average
FSM	Swansea	70.0	72.0	76.6	75.8	76.3	<b>74.1</b>
Non-FSM	Swansea	88.2	90.9	92.2	91.3	92.5	<b>91.0</b>
FSM gap	Swansea	-18.2	-18.9	-15.6	-15.5	-16.2	<b>-16.9</b>
FSM	Wales	69.8	71.9	75.1	77.1	77.2	<b>74.2</b>
Non-FSM	Wales	88.1	89.6	90.8	91.4	92.3	<b>90.4</b>
FSM gap	Wales	-18.3	-17.7	-15.7	-14.3	-15.1	<b>-16.2</b>



### Core Subject Indicator Key Stage 3

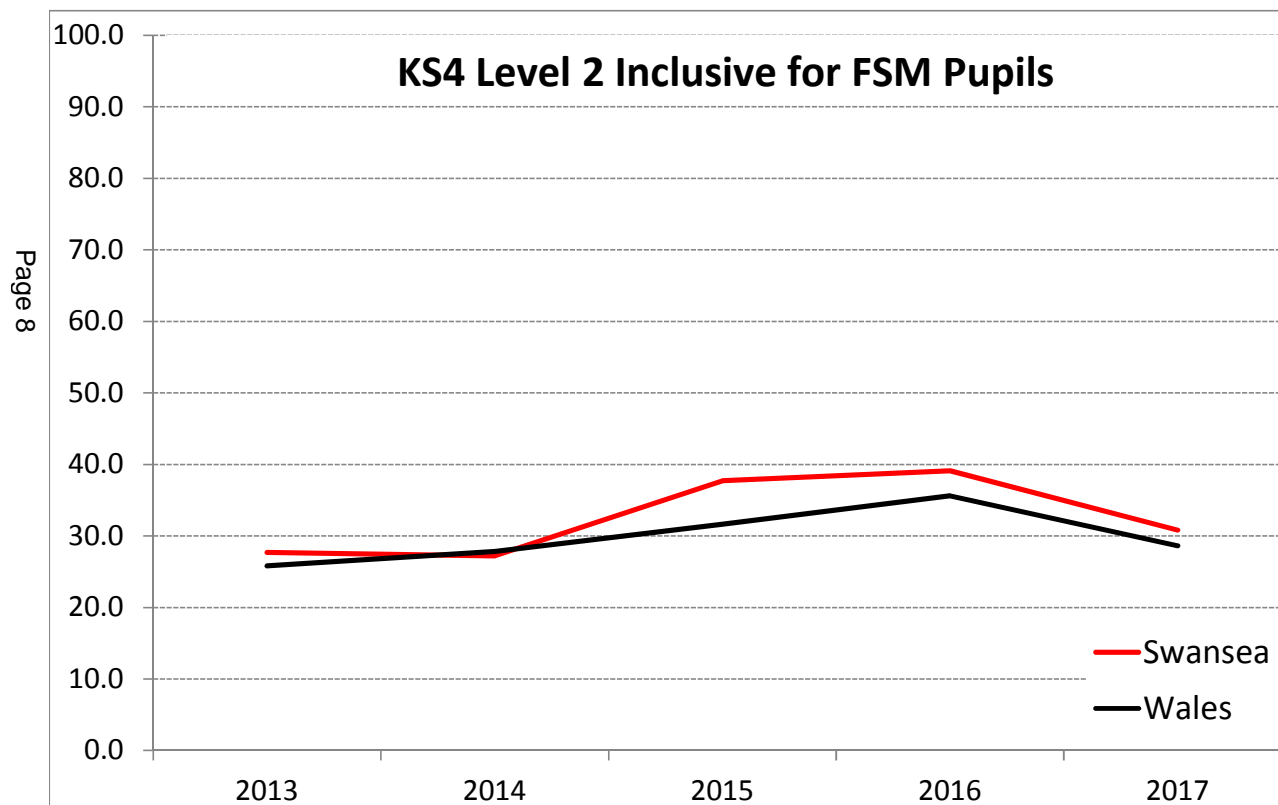
Group	Level	2013	2014	2015	2016	2017	Average
FSM	Swansea	52.6	59.5	67.6	69.6	73.2	<b>64.5</b>
Non-FSM	Swansea	83.0	85.3	87.1	90.2	91.5	<b>87.4</b>
FSM gap	Swansea	-30.4	-25.8	-19.5	-20.6	-18.3	<b>-22.9</b>
FSM	Wales	53.8	61.3	65.9	69.4	70.8	<b>64.2</b>
Non-FSM	Wales	82.3	85.6	88.1	89.8	91.1	<b>87.4</b>
FSM gap	Wales	-28.5	-24.3	-22.2	-20.4	-20.3	<b>-23.1</b>





## Level Two Inclusive Key Stage 4

Group	Level	2013	2014	2015	2016	2017	Average
FSM	Swansea	27.7	27.2	37.7	39.1	30.8	<b>32.5</b>
Non-FSM	Swansea	62.6	66.7	69.5	71.4	63.8	<b>66.8</b>
FSM gap	Swansea	-34.9	-39.5	-31.8	-32.3	-33.0	<b>-34.3</b>
FSM	Wales	25.8	27.8	31.6	35.6	28.6	<b>29.9</b>
Non-FSM	Wales	58.5	61.6	64.1	66.8	61.0	<b>62.4</b>
FSM gap	Wales	-32.7	-33.8	-32.5	-31.2	-32.4	<b>-32.5</b>





**Education & Skills Policy Development Committee – 11 July 2018**

**Work Plan 2018/2019**

<b>Date of meeting</b>	<b>Agenda items and Format</b>
13 June	<ul style="list-style-type: none"> <li>• Workplan Discussion.</li> </ul>
11 July	<ul style="list-style-type: none"> <li>• Data Trends in relation to Free School Meals.</li> <li>• Background Information on Estyn Inspections, Welsh Government Guidance, and difference between Pupil Development Grant and Pupil Premium.</li> </ul>
8 August	<ul style="list-style-type: none"> <li>• ERW &amp; Local Authority Overview.</li> </ul>
12 September	<ul style="list-style-type: none"> <li>• Education Endowment Trust.</li> </ul>
10 October	
14 November	
12 December	
9 January	

13 February	
13 March	
10 April	